


MS
Expires 10/31/10
Due 4/0

NPDES PERMIT APPLICATION FORM 1

ARKANSAS DEPARTMENT OF ENVIRONMENTAL QUALITY
WATER DIVISION
5301 Northshore Drive
North Little Rock, AR 72118-5317
www.adeq.state.ar.us/water



PURPOSE OF THIS APPLICATION

- INITIAL PERMIT APPLICATION FOR NEW FACILITY
- INITIAL PERMIT APPLICATION FOR EXISTING FACILITY
- MODIFICATION OF EXISTING PERMIT
- REISSUANCE (RENEWAL) OF EXISTING PERMIT
- MODIFICATION AND CONSTRUCTION OF EXISTING PERMIT
- CONSTRUCTION PERMIT

SECTION A- GENERAL INFORMATION

1. Operator (Legal) Applicant Name (who has ultimate decision making responsibility over the operation of a facility or activity):

ADC- North Central Unit

Note: The legal name of the operator must be identical to the name listed with the Arkansas Secretary of State.

2. Operator Type: Private State Federal Partnership Corporation Other

State of Incorporation: _____

3. Facility Name: ADC- North Central Unit

4. Is the operator identified in number 1 above, the owner of the facility? Yes No

5. NPDES Permit Number (If Applicable): AR0044016

6. NPDES General Permit Number (If Applicable): ARG _____

7. NPDES General Storm Water Permit Number (If Applicable): _____

8. Permit Numbers and/or names of any permits issued by ADEQ or EPA for an activity located in Arkansas that is presently held by the applicant or its parent or subsidiary corporation which are not listed above:

<u>Permit Name</u>	<u>Permit Number</u>	<u>Held by</u>
_____	_____	_____
_____	_____	_____

9. Give driving directions to the wastewater treatment plant with respect to known landmarks:

North on AR HWY 5- 2.25 miles from Calico Rock, Northeast on Route 845- 2.0 miles to Prison Entrance

10. Facility Physical Location: (Attach a map with location marked; street, route no. or other specific identifier)

Street: Route 5 HWY 5 North

City: Calico Rock County: Izard State: AR Zip: 72519

11. Facility Mailing Address for permit, DMR, and Invoice (Street or Post Office Box):

Name: Arkansas Department of Correction Title: _____
Street: _____ P.O. Box 8707
City: Pine Bluff State: AR Zip: 71611
E-mail address*: _____ Fax: _____

* Is emailing all documents (permit, letters, DMRs, invoices, etc.) acceptable to the applicant? Yes No

12. Neighboring States Within 20 Miles of the permitted facility (Check all that apply):

Oklahoma Missouri Tennessee Louisiana Texas Mississippi

13. Indicate applicable Standard Industrial Classification (SIC) Codes and NAICS codes for primary processes

_____	SIC	Facility Activity under this SIC or NAICS:
<u>1623</u>	NAICS	_____

14. Design Flow: 0.09 MGD Highest Monthly Average of the last two years Flow: 0.062 MGD

15. Is Outfall equipped with a diffuser? Yes No

16. Responsible Official (as described on the last page of this application):

Name: Leon Starks Title: Assistant Director
Address: PO Box 8707 Phone Number: 870-267-6625
E-mail Address: leon.starks@arkansas.gov
City: Pine Bluff State: AR Zip: 71611

17. Cognizant Official (Duly Authorized Representative of responsible official as describe on the last page of this application):

Name: _____ Title: _____
Address: _____ Phone Number: _____
E-mail Address: _____
City: _____ State: _____ Zip: _____

18. Name, address and telephone number of active consulting engineer firm (If none, so state):

Contact Name: Dan Beranek
Company Name: McClelland Consulting Engineers
Address: PO Box 34037 Phone Number: 501-371-0272
E-mail Address: dberanek@mcclelland-engrs.com
City: Little Rock State: AR Zip: 72203

19. Wastewater Operator Information

Wastewater Operator Name: Danny Blankanship License number: 9627
Class of municipal wastewater operator: I II III IV
Class of industrial wastewater operator: Basic Advanced

SECTION B: FACILITY AND OUTFALL INFORMATION

1. Facility Location (All information must be based on **front door (Gate)** location of the facility):

Lat: 36 ° 10 ' 11 " Long: 92 ° 09 ' 24 " County: Izard Nearest Town: Calico Rock

2. **Outfall** Location (The location of the end of the pipe Discharge point.):

Outfall No. 001:

Latitude: 36 ° 10 ' 11 " Longitude: 92 ° 09 ' 24 "

Where is the collection point? _____

Name of Receiving Stream (i.e. an unnamed tributary of Mill Creek, thence into Mill Creek; thence into Arkansas River):

Unnamed tributary of Moccasin Creek thence into the White River

Outfall No. ____:

Latitude: _____ ° _____ ' _____ " Longitude: _____ ° _____ ' _____ "

Where is the collection point? _____

Name of Receiving Stream (i.e. an unnamed tributary of Mill Creek, thence into Mill Creek; thence into Arkansas River):

3. **Monitoring** Location (If the monitoring is conducted at a location different than the above **Outfall** location):

Outfall No. ____:

Lat: _____ ° _____ ' _____ " Long: _____ ° _____ ' _____ "

Outfall No. ____:

Lat: _____ ° _____ ' _____ " Long: _____ ° _____ ' _____ "

Outfall No. ____:

Lat: _____ ° _____ ' _____ " Long: _____ ° _____ ' _____ "

4. Type of Treatment system (Included all components of treatment system and Attach the process flow diagram):

Manually operated bar screen, flowmeter, oxidation ditch, clarifiers, sludge, drying beds, tertiary filter, UV disinfection, outfall

5. Do you have, or plan to have, automatic sampling equipment or continuous wastewater flow metering equipment at this facility?

Current:	Flow Metering	<input checked="" type="checkbox"/>	Yes	Type: <u>Siemens</u>	<input type="checkbox"/>	No	<input type="checkbox"/>	N/A	<input type="checkbox"/>
	Sampling Equipment	<input type="checkbox"/>	Yes	Type: _____	<input type="checkbox"/>	No	<input type="checkbox"/>	N/A	<input type="checkbox"/>
Planned:	Flow Metering	<input type="checkbox"/>	Yes	Type: _____	<input type="checkbox"/>	No	<input type="checkbox"/>	N/A	<input type="checkbox"/>
	Sampling Equipment	<input type="checkbox"/>	Yes	Type: _____	<input type="checkbox"/>	No	<input type="checkbox"/>	N/A	<input type="checkbox"/>

If yes, please indicate the present or future location of this equipment on the sewer schematic and describe the equipment below:

6. Is the proposed or existing facility located above the 100-year flood level? Yes No

NOTE: FEMA Map must be included with this application. Maps can be ordered at www.fema.gov.

If "No", what measures are (or will be) used to protect the facility? _____

7. Population for Municipal and Domestic Sewer Systems: 556

8. Backup Power Generation for Treatment Plants

Are there any permanent backup generators? Yes No

If Yes, How many? 1 Total Horespower (hp)? 150 kVA

If No, Please explain? _____

SECTION C – WASTE STORAGE AND DISPOSAL INFORMATION

1. Sludge Disposal Method (Check as many as are applicable):

Landfill

Landfill Site Name _____ ADEQ Solid Waste Permit No. _____

Land Application: ADEQ State Permit No. AR004416

Septic tank Arkansas Department of Health Permit No.: _____

Distribution and Marketing: Facility receiving sludge:

Name: _____ Address: _____
City: _____ State: _____ Zip: _____ Phone: _____
Rail: Pipe: Other: _____

Subsurface Disposal (Lagooning):

Location of lagoon _____ How old is the lagoon? _____
Surface area of lagoon: _____ Acre Depth: _____ ft Does lagoon have a liner? Yes No

Incineration: Location of incinerator _____

Remains in Treatment Lagoon(s):

How old is the lagoon(s)? _____ Has sludge depth been measured? Yes No
If Yes, Date measured? _____ Sludge Depth? _____ ft If No, When will it be measured? _____
Has sludge ever been removed? Yes No If Yes, When was it removed? _____

Other (Provide complete description): _____

SECTION D - WATER SUPPLY

Water Sources (check as many as are applicable):

Private Well - Distance from Discharge point: Within 5 miles Within 50 miles

Municipal Water Utility (Specify City): _____

Distance from Discharge point: Within 5 miles Within 50 miles

Surface Water- Name of Surface Water Source: _____

Distance from Discharge point: Within 5 miles Within 50 miles

Lat: _____ ° _____ ' _____ " Long: _____ ° _____ ' _____ "

Other (Specify): _____

Distance from Discharge point: Within 5 miles Within 50 miles

SECTION E: FINANCIAL ASSURANCE AND DISCLOSURE STATEMENT

1. Act 409 of the 2009 Regular Session of the Arkansas Legislature (Act 409) provides for financial assurance requirements for permitting non-municipal domestic sewage treatment systems. Arkansas Code 8-4-203 (b)(1)(A)(i) – “The department shall not issue, modify, or renew a National Pollutant Discharge Elimination System permit or state permit for a non-municipal domestic sewage treatment works without the permit applicant first demonstrating to the department its financial ability to cover the estimated costs of operating and maintaining the non-municipal domestic sewage treatment works for a minimum period of five (5) years.”

The applicant must provide a detailed estimate of the operation and maintenance (O&M) costs for the facility for a five year period. Once the O&M estimate is approved, the applicant must provide **financial assurance** in order to show that the facility is able to cover the costs of operating and maintaining the treatment system for the next five years.

The minimal financial assurance may be demonstrated to the department by using the following as outlined in Arkansas Code 8-4-203(b)(2):

- A. Obtaining insurance that specifically covers operation and maintenance costs
 - B. Obtaining a letter of credit;
 - C. Obtaining a surety/performance bond;
 - D. Obtaining a trust fund or an escrow account; or
 - E. Using a combination of insurance, letter of credit, surety bond, trust fund, or escrow account.
2. Disclosure Statement:

Arkansas Code Annotated Section 8-1-106 requires that all applicants for any type of permit or transfer of any permit, license, certification or operational authority issued by the Arkansas Department of Environmental Quality (ADEQ) file a Disclosure Statement with their application. The filing of a Disclosure Statement is mandatory. No application can be considered administratively complete without a completed Disclosure Statement. The form may be obtained from the ADEQ web site at:

http://www.adeg.state.ar.us/disclosure_stmt.pdf

SECTION F – INDUSTRIAL ACTIVITY

1. Does an effluent guideline limitation promulgated by EPA ([Link to a Listing of the 40 CFR Effluent Limit Guidelines](#)) under Section 304 of the Clean Water Act (CWA) apply to your facility?

YES (Answer questions 2 and 3) NO

2. What Part of 40 CFR? _____

3. What Subpart(s)? _____

4. Give a brief description of all operations at this facility including primary products or services (attach additional sheets if necessary):

5. Production: (projected for new facilities)

Product(s) Manufactured	Last 12 Months		Highest Production Year of Last 5 Years	
	lbs/day*		lbs/day*	
(Brand name)	Highest Month	Days of Operation	Monthly Average	Days of Operation

* These units could be off-lbs, lbs quenched, lbs cleaned/etched/rinsed, lbs poured, lbs extruded, etc.

No.	Dilution (e.g., Cooling Water)	Average Flow (GPD)	Maximum Flow (GPD)	Type of Discharge (batch, continuous, none)

If batch discharge occurs or will occur, indicate: [New facilities may estimate.]

Number of batch discharges: _____ per day Average discharge per batch: _____ (GPD)

Time of batch discharges _____ at _____
 (days of week) (hours of day)

Flow rate: _____ gallons/minute Percent of total discharge: _____

3. Do you have, or plan to have, automatic sampling equipment or continuous wastewater flow metering equipment at this facility?

Current: Flow Metering Yes Type: _____ No N/A
 Sampling Equipment Yes Type: _____ No N/A
 Planned: Flow Metering Yes Type: _____ No N/A
 Sampling Equipment Yes Type: _____ No N/A

If yes, please indicate the present or future location of this equipment on the sewer schematic and describe the equipment below:

4. Are any process changes or expansions planned during the next three years that could alter wastewater volumes or characteristics?

Yes No (If no, skip Question 5)

5. Briefly describe these changes and their effects on the wastewater volume and characteristics:


SECTION H -TECHNICAL INFORMATION

Technical information to support this application shall be furnished in appropriate detail to understand the project. Information in this Part is required for obtaining a **construction permit** or for **modification** of the treatment system.

1. Describe the treatment system. Include the types of control equipment to be installed along with their methods of operation and control efficiency.

2. One set of construction plans and specifications, approved (Signed and stamped) by a **Professional Engineer (PE)** registered in **Arkansas**, must be submitted as follows:
 - a. The plans must show flow rates in addition to pertinent dimensions so that detention times, overflow rates, and loadings per acre, etc. can be calculated.
 - b. Specifications and complete design calculations.
 - c. All treated wastewater discharges should have a flow measuring device such as a weir or Parshall flume installed. Where there is a significant difference between the flow rates of the raw and treated wastewater, a flow measuring device should be provided both before and after treatment.
3. If this application includes a construction permit disturbing five or more acres, a storm water construction permit must be obtained by submitting a notice of intent (NOI) to ADEQ.

7883




SECTION I: SIGNATORY REQUIREMENTS

Cognizant Official (Duly Authorized Representative)

40 CFR 122.22(b) states that all reports required by the permit, or other information requested by the Director, shall be signed by the applicant (or person authorized by the applicant) or by a duly authorized representative of that person. A person is duly authorized representative only if:

- (1) the authorization is made in writing by the applicant (or person authorized by the applicant);
- (2) the authorization specifies either an individual or a position having responsibility for the overall operation of the regulated facility or activity responsibility, or an individual or position having overall responsibility for environmental matters for the company.

The applicant hereby designates the following person as a Cognizant Official, or duly authorized representative, for signing reports, etc., including Discharge Monitoring Reports (DMR) required by the permit, and other information requested by the Director:

Signature of Cognizant Official:  Date: 04-28-2010

Printed name of Cognizant Official: Leon Starks

Official title of Cognizant Official: Assistant Director Telephone Number: 870-267-6625

Responsible Official

The information contained in this form must be certified by a ***responsible official*** as defined in the "signatory requirements for permit applications" (40 CFR 122.22).


Responsible official is defined as follows:

- Corporation**, a principal officer of at least the level of vice president
- Partnership**, a general partner
- Sole proprietorship**: the proprietor
- Municipal, state, federal, or other public facility**: principal executive officer, or ranking elected official.

____ (Initial) "I certify that the cognizant official designated above is qualified to act as a duly authorized representative under the provisions of 40 CFR 122.22(b)." NOTE: If no duly authorized representative is designated in this section, the Department considers the applicant to be the responsible official for the facility and only reports, etc., signed by the applicant will be accepted by the Department.

____ (Initial) "I certify that, if this facility is a corporation, it is registered with the Secretary of State in Arkansas. Please provide the full name of the corporation if different than that listed in Section A above."

"I certify under penalty of law that this document and all attachments were prepared under my direction or supervision in accordance with a system designed to assure that qualified personnel properly gather and evaluate the information submitted. Based on my inquiry of the person or persons who manage the system, or those persons directly responsible for gathering the information, the information submitted is, to the best of my knowledge and belief, true, accurate, and complete. I am aware that there are significant penalties for submitting false information including the possibility of fine and imprisonment for knowing violations. I further certify under penalty of law that all analyses reported as less than detectable in this application or attachments thereto were performed using the EPA approved test method having the lowest detection limit for the substance tested."

Signature of Responsible Official:  Date: 04-28-2010

Printed name of Responsible Official: Leon Starks

Official title of Responsible Official: Assistant Director Telephone Number: 870-267-6625

FACILITY NAME AND PERMIT NUMBER:
Arkansas Department of Corrections - North Central Unit AR0044016

Form Approved 1/14/99
OMB Number 2040-0086

BASIC APPLICATION INFORMATION

PART A. BASIC APPLICATION INFORMATION FOR ALL APPLICANTS:

All treatment works must complete questions A.1 through A.8 of this Basic Application Information packet.

A.1. Facility Information.

Facility name Ar. Department of Corrections - North Central Unit


Mailing Address P.O. Box 8707
Pine Bluff, AR 71603

Contact person Dany Blankenship

Title Director of Maintenance

Telephone number (870) 297-3304

Facility Address Rt. 5 Highway 5 North
(not P.O. Box) Calico Rock, AR 72519



A.2. Applicant Information. If the applicant is different from the above, provide the following:

Applicant name _____

Mailing Address _____

Contact person _____

Title _____

Telephone number _____

Is the applicant the owner or operator (or both) of the treatment works?

owner operator

Indicate whether correspondence regarding this permit should be directed to the facility or the applicant.

facility _____ applicant

A.3. Existing Environmental Permits. Provide the permit number of any existing environmental permits that have been issued to the treatment works (include state-issued permits).

NPDES AR0044016 PSD _____

UIC _____ Other _____

RCRA _____ Other _____

A.4. Collection System Information. Provide information on municipalities and areas served by the facility. Provide the name and population of each entity and, if known, provide information on the type of collection system (combined vs. separate) and its ownership (municipal, private, etc.).

Name	Population Served	Type of Collection System	Ownership
<u>ADOC</u>	_____	<u>seperate</u>	<u>state</u>
_____	_____	_____	_____
_____	_____	_____	_____
Total population served _____			

A.5. Indian Country.

- a. Is the treatment works located in Indian Country?
 _____ Yes No
- b. Does the treatment works discharge to a receiving water that is either in Indian Country or that is upstream from (and eventually flows through) Indian Country?
 _____ Yes No

A.6. Flow. Indicate the design flow rate of the treatment plant (i.e., the wastewater flow rate that the plant was built to handle). Also provide the average daily flow rate and maximum daily flow rate for each of the last three years. Each year's data must be based on a 12-month time period with the 12th month of "this year" occurring no more than three months prior to this application submittal.

- a. Design flow rate _____ 0.09 mgd
- | | <u>Two Years Ago</u> | <u>Last Year</u> | <u>This Year</u> | |
|-----------------------------------|----------------------|------------------|------------------|-----|
| b. Annual average daily flow rate | _____ | _____ | _____ | mgd |
| c. Maximum daily flow rate | _____ | _____ | _____ | mgd |

A.7. Collection System. Indicate the type(s) of collection system(s) used by the treatment plant. Check all that apply. Also estimate the percent contribution (by miles) of each.

- Separate sanitary sewer _____ %
- _____ Combined storm and sanitary sewer _____ %

A.8. Discharges and Other Disposal Methods.

- a. Does the treatment works discharge effluent to waters of the U.S.? Yes _____ No
- If yes, list how many of each of the following types of discharge points the treatment works uses:
- i. Discharges of treated effluent _____ 1 _____
 - ii. Discharges of untreated or partially treated effluent _____
 - iii. Combined sewer overflow points _____
 - iv. Constructed emergency overflows (prior to the headworks) _____
 - v. Other _____
- b. Does the treatment works discharge effluent to basins, ponds, or other surface impoundments that do not have outlets for discharge to waters of the U.S.? _____ Yes No
- If yes, provide the following for each surface impoundment:
- Location: _____
- Annual average daily volume discharged to surface impoundment(s) _____ mgd
- Is discharge _____ continuous or _____ intermittent?
- c. Does the treatment works land-apply treated wastewater? _____ Yes No
- If yes, provide the following for each land application site:
- Location: _____
- Number of acres: _____
- Annual average daily volume applied to site: _____ Mgd
- Is land application _____ continuous or _____ intermittent?
- d. Does the treatment works discharge or transport treated or untreated wastewater to another treatment works? _____ Yes No

FACILITY NAME AND PERMIT NUMBER:
Arkansas Department of Corrections - North Central Unit AR0044016

Form Approved 1/14/99
OMB Number 2040-0086

If yes, describe the mean(s) by which the wastewater from the treatment works is discharged or transported to the other treatment works (e.g., tank truck, pipe).

If transport is by a party other than the applicant, provide:

Transporter name: _____

Mailing Address: _____

Contact person: _____

Title: _____

Telephone number: _____

For each treatment works that receives this discharge, provide the following:

Name: _____

Mailing Address: _____

Contact person: _____

Title: _____

Telephone number: _____

If known, provide the NPDES permit number of the treatment works that receives this discharge. _____

Provide the average daily flow rate from the treatment works into the receiving facility. _____ mgd

e. Does the treatment works discharge or dispose of its wastewater in a manner not included in A.8.a through A.8.d above (e.g., underground percolation, well injection)? _____ Yes No

If yes, provide the following for each disposal method:

Description of method (including location and size of site(s) if applicable):

Annual daily volume disposed of by this method: _____

Is disposal through this method _____ continuous or _____ intermittent?

FACILITY NAME AND PERMIT NUMBER:

Arkansas Department of Corrections - North Central Unit AR0044016

Form Approved 1/14/99
OMB Number 2040-0086

WASTEWATER DISCHARGES:

If you answered "yes" to question A.8.a, complete questions A.9 through A.12 once for each outfall (including bypass points) through which effluent is discharged. Do not include information on combined sewer overflows in this section. If you answered "no" to question A.8.a, go to Part B, "Additional Application Information for Applicants with a Design Flow Greater than or Equal to 0.1 mgd."

A.9. Description of Outfall.

- a. Outfall number 001
 - b. Location Calico Rock 72519
(City or town, if applicable) (Zip Code)
Izard AR
(County) (State)
36 10 11 92 09 24
(Latitude) (Longitude)
 - c. Distance from shore (if applicable) _____ ft.
 - d. Depth below surface (if applicable) _____ ft.
 - e. Average daily flow rate _____ mgd
 - f. Does this outfall have either an intermittent or a periodic discharge?
 _____ Yes No (go to A.9.g.)
- If yes, provide the following information:
- Number of times per year discharge occurs: _____
 - Average duration of each discharge: _____
 - Average flow per discharge: _____ mgd
 - Months in which discharge occurs: _____
- g. Is outfall equipped with a diffuser? _____ Yes _____ No

A.10. Description of Receiving Waters.

- a. Name of receiving water unnamed tributary to Moccasin Creek
- b. Name of watershed (if known) _____
 United States Soil Conservation Service 14-digit watershed code (if known): _____
- c. Name of State Management/River Basin (if known): White River Basin
 United States Geological Survey 8-digit hydrologic cataloging unit code (if known): _____
- d. Critical low flow of receiving stream (if applicable):
 acute _____ cfs chronic _____ cfs
- e. Total hardness of receiving stream at critical low flow (if applicable): _____ mg/l of CaCO₃

FACILITY NAME AND PERMIT NUMBER:
 Arkansas Department of Corrections - North Central Unit AR0044016

Form Approved 1/14/99
 OMB Number 2040-0086

A.11. Description of Treatment.

a. What levels of treatment are provided? Check all that apply.

Primary Secondary
 Advanced Other. Describe: _____

b. Indicate the following removal rates (as applicable):

Design BOD₅ removal or Design CBOD₅ removal _____ %
 Design SS removal _____ %
 Design P removal _____ %
 Design N removal _____ %
 Other _____ %

c. What type of disinfection is used for the effluent from this outfall? If disinfection varies by season, please describe.

UV light

If disinfection is by chlorination, is dechlorination used for this outfall? Yes No

d. Does the treatment plant have post aeration? Yes No

A.12. Effluent Testing Information. All Applicants that discharge to waters of the US must provide effluent testing data for the following parameters. Provide the indicated effluent testing required by the permitting authority for each outfall through which effluent is discharged. Do not include information on combined sewer overflows in this section. All information reported must be based on data collected through analysis conducted using 40 CFR Part 136 methods. In addition, this data must comply with QA/QC requirements of 40 CFR Part 136 and other appropriate QA/QC requirements for standard methods for analytes not addressed by 40 CFR Part 136. At a minimum, effluent testing data must be based on at least three samples and must be no more than four and one-half years apart.

Outfall number: 001

PARAMETER	MAXIMUM DAILY VALUE		AVERAGE DAILY VALUE		
	Value	Units	Value	Units	Number of Samples
pH (Minimum)	7.26	s. u.			
pH (Maximum)	8.06	s. u.			
Flow Rate	0.26	mgd	0.07	mgd	300.00
Temperature (Winter)	8.00	c			10.00
Temperature (Summer)	25.00	c			10.00

* For pH please report a minimum and a maximum daily value

POLLUTANT	MAXIMUM DAILY DISCHARGE		AVERAGE DAILY DISCHARGE			ANALYTICAL METHOD	ML / MDL
	Conc.	Units	Conc.	Units	Number of Samples		

CONVENTIONAL AND NONCONVENTIONAL COMPOUNDS.

BIOCHEMICAL OXYGEN DEMAND (Report one)	BOD-5							
	CBOD-5	3.75	mg/l	3.20	mg/l	9.00	5210 b	2.4
FECAL COLIFORM		307.00	col/100	42.00	col/100	9.00	9222 d	1
TOTAL SUSPENDED SOLIDS (TSS)		5.00	mg/l	4.00	mg/l	9.00	2540 d	1

**END OF PART A.
 REFER TO THE APPLICATION OVERVIEW TO DETERMINE WHICH OTHER PARTS OF FORM 2A YOU MUST COMPLETE**

FACILITY NAME AND PERMIT NUMBER:

Arkansas Department of Corrections - North Central Unit AR0044016

Form Approved 1/14/99
OMB Number 2040-0086

BASIC APPLICATION INFORMATION

PART B. ADDITIONAL APPLICATION INFORMATION FOR APPLICANTS WITH A DESIGN FLOW GREATER THAN OR EQUAL TO 0.1 MGD (100,000 gallons per day).

All applicants with a design flow rate \geq 0.1 mgd must answer questions B.1 through B.6. All others go to Part C (Certification).

B.1. Inflow and Infiltration. Estimate the average number of gallons per day that flow into the treatment works from inflow and/or infiltration.
_____gpd

Briefly explain any steps underway or planned to minimize inflow and infiltration.

B.2. Topographic Map. Attach to this application a topographic map of the area extending at least one mile beyond facility property boundaries. This map must show the outline of the facility and the following information. (You may submit more than one map if one map does not show the entire area.)

- a. The area surrounding the treatment plant, including all unit processes.
- b. The major pipes or other structures through which wastewater enters the treatment works and the pipes or other structures through which treated wastewater is discharged from the treatment plant. Include outfalls from bypass piping, if applicable.
- c. Each well where wastewater from the treatment plant is injected underground.
- d. Wells, springs, other surface water bodies, and drinking water wells that are: 1) within 1/4 mile of the property boundaries of the treatment works, and 2) listed in public record or otherwise known to the applicant.
- e. Any areas where the sewage sludge produced by the treatment works is stored, treated, or disposed.
- f. If the treatment works receives waste that is classified as hazardous under the Resource Conservation and Recovery Act (RCRA) by truck, rail, or special pipe, show on the map where that hazardous waste enters the treatment works and where it is treated, stored, and/or disposed.

B.3. Process Flow Diagram or Schematic. Provide a diagram showing the processes of the treatment plant, including all bypass piping and all backup power sources or redundancy in the system. Also provide a water balance showing all treatment units, including disinfection (e.g, chlorination and dechlorination). The water balance must show daily average flow rates at influent and discharge points and approximate daily flow rates between treatment units. Include a brief narrative description of the diagram.

B.4. Operation/Maintenance Performed by Contractor(s).

Are any operational or maintenance aspects (related to wastewater treatment and effluent quality) of the treatment works the responsibility of a contractor? ___Yes ___No

If yes, list the name, address, telephone number, and status of each contractor and describe the contractor's responsibilities (attach additional pages if necessary).

Name: _____

Mailing Address: _____

Telephone Number: _____

Responsibilities of Contractor: _____

B.5. Scheduled Improvements and Schedules of Implementation. Provide information on any uncompleted implementation schedule or uncompleted plans for improvements that will affect the wastewater treatment, effluent quality, or design capacity of the treatment works. If the treatment works has several different implementation schedules or is planning several improvements, submit separate responses to question B.5 for each. (If none, go to question B.6.)

- a. List the outfall number (assigned in question A.9) for each outfall that is covered by this implementation schedule.

- b. Indicate whether the planned improvements or implementation schedule are required by local, State, or Federal agencies.

___Yes ___No

FACILITY NAME AND PERMIT NUMBER:

Arkansas Department of Corrections - North Central Unit AR0044016

Form Approved 1/14/99
OMB Number 2040-0086

c. If the answer to B.5.b is "Yes," briefly describe, including new maximum daily inflow rate (if applicable).

d. Provide dates imposed by any compliance schedule or any actual dates of completion for the implementation steps listed below, as applicable. For improvements planned independently of local, State, or Federal agencies, indicate planned or actual completion dates, as applicable. Indicate dates as accurately as possible.

Implementation Stage	Schedule	Actual Completion
	MM / DD / YYYY	MM / DD / YYYY
- Begin construction	___/___/___	___/___/___
- End construction	___/___/___	___/___/___
- Begin discharge	___/___/___	___/___/___
- Attain operational level	___/___/___	___/___/___

e. Have appropriate permits/clearances concerning other Federal/State requirements been obtained? Yes No

Describe briefly: _____

B.6. EFFLUENT TESTING DATA (GREATER THAN 0.1 MGD ONLY).

Applicants that discharge to waters of the US must provide effluent testing data for the following parameters. Provide the indicated effluent testing required by the permitting authority for each outfall through which effluent is discharged. Do not include information on combined sewer overflows in this section. All information reported must be based on data collected through analysis conducted using 40 CFR Part 136 methods. In addition, this data must comply with QA/QC requirements of 40 CFR Part 136 and other appropriate QA/QC requirements for standard methods for analytes not addressed by 40 CFR Part 136. At a minimum, effluent testing data must be based on at least three pollutant scans and must be no more than four and one-half years old.

Outfall Number: _____

POLLUTANT	MAXIMUM DAILY DISCHARGE		AVERAGE DAILY DISCHARGE			ANALYTICAL METHOD	ML / MDL
	Conc.	Units	Conc.	Units	Number of Samples		
CONVENTIONAL AND NONCONVENTIONAL COMPOUNDS.							
AMMONIA (as N)	1.20	mg/l	0.80	mg/l	9.00		
CHLORINE (TOTAL RESIDUAL, TRC)							
DISSOLVED OXYGEN	15.00	mg/l	9.30	mg/l	9.00		
TOTAL KJELDAHL NITROGEN (TKN)							
NITRATE PLUS NITRITE NITROGEN	7.00	mg/l	3.30	mg/l	9.00		
OIL and GREASE							
PHOSPHORUS (Total)							
TOTAL DISSOLVED SOLIDS (TDS)							
OTHER							

**END OF PART B.
REFER TO THE APPLICATION OVERVIEW TO DETERMINE WHICH OTHER PARTS OF FORM
2A YOU MUST COMPLETE**

FACILITY NAME AND PERMIT NUMBER:

Arkansas Department of Corrections - North Central Unit AR0044016

Form Approved 1/14/99
OMB Number 2040-0086

BASIC APPLICATION INFORMATION

PART C. CERTIFICATION

All applicants must complete the Certification Section. Refer to instructions to determine who is an officer for the purposes of this certification. All applicants must complete all applicable sections of Form 2A, as explained in the Application Overview. Indicate below which parts of Form 2A you have completed and are submitting. By signing this certification statement, applicants confirm that they have reviewed Form 2A and have completed all sections that apply to the facility for which this application is submitted.


Indicate which parts of Form 2A you have completed and are submitting:

- Basic Application Information packet
- Supplemental Application Information packet:
 - Part D (Expanded Effluent Testing Data)
 - Part E (Toxicity Testing; Biomonitoring Data)
 - Part F (Industrial User Discharges and RCRA/CERCLA Wastes)
 - Part G (Combined Sewer Systems)

ALL APPLICANTS MUST COMPLETE THE FOLLOWING CERTIFICATION.

I certify under penalty of law that this document and all attachments were prepared under my direction or supervision in accordance with a system designed to assure that qualified personnel properly gather and evaluate the information submitted. Based on my inquiry of the person or persons who manage the system or those persons directly responsible for gathering the information, the information is, to the best of my knowledge and belief, true, accurate, and complete. I am aware that there are significant penalties for submitting false information, including the possibility of fine and imprisonment for knowing violations.

Name and official title J. Leon Starks - Assistant Director

Signature 

Telephone number (870) 267-6625

Date signed 05/20/2010

Upon request of the permitting authority, you must submit any other information necessary to assess wastewater treatment practices at the treatment works or identify appropriate permitting requirements.

SEND COMPLETED FORMS TO:

FACILITY NAME AND PERMIT NUMBER:
 Arkansas Department of Corrections - North Central Unit AR0044016

Form Approved 1/14/99
 OMB Number 2040-0086

SUPPLEMENTAL APPLICATION INFORMATION

PART D. EXPANDED EFFLUENT TESTING DATA

Refer to the directions on the cover page to determine whether this section applies to the treatment works.

Effluent Testing: 1.0 mgd and Pretreatment Treatment Works. If the treatment works has a design flow greater than or equal to 1.0 mgd or it has (or is required to have) a pretreatment program, or is otherwise required by the permitting authority to provide the data, then provide effluent testing data for the following pollutants. Provide the indicated effluent testing information and any other information required by the permitting authority for each outfall through which effluent is discharged. Do not include information on combined sewer overflows in this section. All information reported must be based on data collected through analyses conducted using 40 CFR Part 136 methods. In addition, these data must comply with QA/QC requirements of 40 CFR Part 136 and other appropriate QA/QC requirements for standard methods for analytes not addressed by 40 CFR Part 136. Indicate in the blank rows provided below any data you may have on pollutants not specifically listed in this form. At a minimum, effluent testing data must be based on at least three pollutant scans and must be no more than four and one-half years old.

Outfall number: _____ (Complete once for each outfall discharging effluent to waters of the United States.)

POLLUTANT	MAXIMUM DAILY DISCHARGE				AVERAGE DAILY DISCHARGE					ANALYTICAL METHOD	ML/ MDL
	Conc.	Units	Mass	Units	Conc.	Units	Mass	Units	Number of Samples		

METALS (TOTAL RECOVERABLE), CYANIDE, PHENOLS, AND HARDNESS.

ANTIMONY											
ARSENIC											
BERYLLIUM											
CADMIUM											
CHROMIUM											
COPPER											
LEAD											
MERCURY											
NICKEL											
SELENIUM											
SILVER											
THALLIUM											
ZINC											
CYANIDE											
TOTAL PHENOLIC COMPOUNDS											
HARDNESS (AS CaCO ₃)											

Use this space (or a separate sheet) to provide information on other metals requested by the permit writer.

FACILITY NAME AND PERMIT NUMBER:

Arkansas Department of Corrections - North Central Unit AR0044016

Form Approved 1/14/99
OMB Number 2040-0086

Outfall number: _____ (Complete once for each outfall discharging effluent to waters of the United States.)

POLLUTANT	MAXIMUM DAILY DISCHARGE				AVERAGE DAILY DISCHARGE					ANALYTICAL METHOD	ML/ MDL
	Conc.	Units	Mass	Units	Conc.	Units	Mass	Units	Number of Samples		
VOLATILE ORGANIC COMPOUNDS.											
ACROLEIN											
ACRYLONITRILE											
BENZENE											
BROMOFORM											
CARBON TETRACHLORIDE											
CLOROBENZENE											
CHLORODIBROMO-METHANE											
CHLOROETHANE											
2-CHLORO-ETHYLVINYL ETHER											
CHLOROFORM											
DICHLOROBROMO-METHANE											
1,1-DICHLOROETHANE											
1,2-DICHLOROETHANE											
TRANS-1,2-DICHLORO-ETHYLENE											
1,1-DICHLOROETHYLENE											
1,2-DICHLOROPROPANE											
1,3-DICHLORO-PROPYLENE											
ETHYLBENZENE											
METHYL BROMIDE											
METHYL CHLORIDE											
METHYLENE CHLORIDE											
1,1,2,2-TETRACHLORO-ETHANE											
TETRACHLORO-ETHYLENE											
TOLUENE											

FACILITY NAME AND PERMIT NUMBER:

Arkansas Department of Corrections - North Central Unit AR0044016

Form Approved 1/14/99
OMB Number 2040-0086

Outfall number: _____ (Complete once for each outfall discharging effluent to waters of the United States.)

POLLUTANT	MAXIMUM DAILY DISCHARGE				AVERAGE DAILY DISCHARGE					ANALYTICAL METHOD	ML/ MDL	
	Conc.	Units	Mass	Units	Conc.	Units	Mass	Units	Number of Samples			
1,1,1-TRICHLOROETHANE												
1,1,2-TRICHLOROETHANE												
TRICHLOROETHYLENE												
VINYL CHLORIDE												

Use this space (or a separate sheet) to provide information on other volatile organic compounds requested by the permit writer.

--	--	--	--	--	--	--	--	--	--	--	--	--

ACID-EXTRACTABLE COMPOUNDS

P-CHLORO-M-CRESOL												
2-CHLOROPHENOL												
2,4-DICHLOROPHENOL												
2,4-DIMETHYLPHENOL												
4,6-DINITRO-O-CRESOL												
2,4-DINITROPHENOL												
2-NITROPHENOL												
4-NITROPHENOL												
PENTACHLOROPHENOL												
PHENOL												
2,4,6-TRICHLOROPHENOL												

Use this space (or a separate sheet) to provide information on other acid-extractable compounds requested by the permit writer.

--	--	--	--	--	--	--	--	--	--	--	--	--

BASE-NEUTRAL COMPOUNDS.

ACENAPHTHENE												
ACENAPHTHYLENE												
ANTHRACENE												
BENZIDINE												
BENZO(A)ANTHRACENE												
BENZO(A)PYRENE												

FACILITY NAME AND PERMIT NUMBER:
 Arkansas Department of Corrections - North Central Unit AR0044016

Form Approved 1/14/99
 OMB Number 2040-0086

Outfall number: _____ (Complete once for each outfall discharging effluent to waters of the United States.)

POLLUTANT	MAXIMUM DAILY DISCHARGE				AVERAGE DAILY DISCHARGE					ANALYTICAL METHOD	ML/MDL	
	Conc.	Units	Mass	Units	Conc.	Units	Mass	Units	Number of Samples			
3,4 BENZO-FLUORANTHENE												
BENZO(GHI)PERYLENE												
BENZO(K)FLUORANTHENE												
BIS (2-CHLOROETHOXY) METHANE												
BIS (2-CHLOROETHYL)-ETHER												
BIS (2-CHLOROISO-PROPYL) ETHER												
BIS (2-ETHYLHEXYL) PHTHALATE												
4-BROMOPHENYL PHENYL ETHER												
BUTYL BENZYL PHTHALATE												
2-CHLORONAPHTHALENE												
4-CHLORPHENYL PHENYL ETHER												
CHRYSENE												
DI-N-BUTYL PHTHALATE												
DI-N-OCTYL PHTHALATE												
DIBENZO(A,H) ANTHRACENE												
1,2-DICHLOROBENZENE												
1,3-DICHLOROBENZENE												
1,4-DICHLOROBENZENE												
3,3-DICHLOROBENZIDINE												
DIETHYL PHTHALATE												
DIMETHYL PHTHALATE												
2,4-DINITROTOLUENE												
2,6-DINITROTOLUENE												
1,2-DIPHENYLHYDRAZINE												

FACILITY NAME AND PERMIT NUMBER:

Arkansas Department of Corrections - North Central Unit AR0044016

Form Approved 1/14/99
OMB Number 2040-0086

Outfall number: _____ (Complete once for each outfall discharging effluent to waters of the United States.)

POLLUTANT	MAXIMUM DAILY DISCHARGE				AVERAGE DAILY DISCHARGE					ANALYTICAL METHOD	ML/ MDL
	Conc.	Units	Mass	Units	Conc.	Units	Mass	Units	Number of Samples		
FLUORANTHENE											
FLUORENE											
HEXACHLOROBENZENE											
HEXACHLOROBUTADIENE											
HEXACHLOROCYCLO-PENTADIENE											
HEXACHLOROETHANE											
INDENO(1,2,3-CD)PYRENE											
ISOPHORONE											
NAPHTHALENE											
NITROBENZENE											
N-NITROSODI-N-PROPYLAMINE											
N-NITROSODI- METHYLAMINE											
N-NITROSODI-PHENYLAMINE											
PHENANTHRENE											
PYRENE											
1,2,4-TRICHLOROBENZENE											

Use this space (or a separate sheet) to provide information on other base-neutral compounds requested by the permit writer.

--	--	--	--	--	--	--	--	--	--	--	--

Use this space (or a separate sheet) to provide information on other pollutants (e.g., pesticides) requested by the permit writer.

--	--	--	--	--	--	--	--	--	--	--	--

END OF PART D.
REFER TO THE APPLICATION OVERVIEW TO DETERMINE WHICH OTHER PARTS OF FORM 2A YOU MUST COMPLETE

FACILITY NAME AND PERMIT NUMBER:
 Arkansas Department of Corrections - North Central Unit AR0044016

Form Approved 1/14/99
 OMB Number 2040-0086

SUPPLEMENTAL APPLICATION INFORMATION

PART E. TOXICITY TESTING DATA

POTWs meeting one or more of the following criteria must provide the results of whole effluent toxicity tests for acute or chronic toxicity for each of the facility's discharge points: 1) POTWs with a design flow rate greater than or equal to 1.0 mgd; 2) POTWs with a pretreatment program (or those that are required to have one under 40 CFR Part 403); or 3) POTWs required by the permitting authority to submit data for these parameters.

- At a minimum, these results must include quarterly testing for a 12-month period within the past 1 year using multiple species (minimum of two species), or the results from four tests performed at least annually in the four and one-half years prior to the application, provided the results show no appreciable toxicity, and testing for acute and/or chronic toxicity, depending on the range of receiving water dilution. Do not include information on combined sewer overflows in this section. All information reported must be based on data collected through analysis conducted using 40 CFR Part 136 methods. In addition, this data must comply with QA/QC requirements of 40 CFR Part 136 and other appropriate QA/QC requirements for standard methods for analytes not addressed by 40 CFR Part 136.
- In addition, submit the results of any other whole effluent toxicity tests from the past four and one-half years. If a whole effluent toxicity test conducted during the past four and one-half years revealed toxicity, provide any information on the cause of the toxicity or any results of a toxicity reduction evaluation, if one was conducted.
- If you have already submitted any of the information requested in Part E, you need not submit it again. Rather, provide the information requested in question E.4 for previously submitted information. If EPA methods were not used, report the reasons for using alternate methods. If test summaries are available that contain all of the information requested below, they may be submitted in place of Part E.

If no biomonitoring data is required, do not complete Part E. Refer to the Application Overview for directions on which other sections of the form to complete.

E.1. Required Tests.

Indicate the number of whole effluent toxicity tests conducted in the past four and one-half years.

___ chronic ___ acute

E.2. Individual Test Data. Complete the following chart for each whole effluent toxicity test conducted in the last four and one-half years. Allow one column per test (where each species constitutes a test). Copy this page if more than three tests are being reported.

Test number: _____ Test number: _____ Test number: _____

a. Test information.

Test species & test method number			
Age at initiation of test			
Outfall number			
Dates sample collected			
Date test started			
Duration			

b. Give toxicity test methods followed.

Manual title			
Edition number and year of publication			
Page number(s)			

c. Give the sample collection method(s) used. For multiple grab samples, indicate the number of grab samples used.

24-Hour composite			
Grab			

d. Indicate where the sample was taken in relation to disinfection. (Check all that apply for each)

Before disinfection			
After disinfection			
After dechlorination			

FACILITY NAME AND PERMIT NUMBER:
 Arkansas Department of Corrections - North Central Unit AR0044016

Form Approved 1/14/99
 OMB Number 2040-0086

Test number: _____ Test number: _____ Test number: _____

e. Describe the point in the treatment process at which the sample was collected.

Sample was collected:			
-----------------------	--	--	--

f. For each test, include whether the test was intended to assess chronic toxicity, acute toxicity, or both.

Chronic toxicity			
------------------	--	--	--

Acute toxicity			
----------------	--	--	--

g. Provide the type of test performed.

Static			
--------	--	--	--

Static-renewal			
----------------	--	--	--

Flow-through			
--------------	--	--	--

h. Source of dilution water. If laboratory water, specify type; if receiving water, specify source.

Laboratory water			
------------------	--	--	--

Receiving water			
-----------------	--	--	--

i. Type of dilution water. If salt water, specify "natural" or type of artificial sea salts or brine used.

Fresh water			
-------------	--	--	--

Salt water			
------------	--	--	--

j. Give the percentage effluent used for all concentrations in the test series.

k. Parameters measured during the test. (State whether parameter meets test method specifications)

pH			
----	--	--	--

Salinity			
----------	--	--	--

Temperature			
-------------	--	--	--

Ammonia			
---------	--	--	--

Dissolved oxygen			
------------------	--	--	--

l. Test Results.

Acute:

Percent survival in 100% effluent	%	%	%
LC ₅₀			
95% C.I.	%	%	%
Control percent survival	%	%	%
Other (describe)			

FACILITY NAME AND PERMIT NUMBER:

Arkansas Department of Corrections - North Central Unit AR0044016

Form Approved 1/14/99
OMB Number 2040-0086

Chronic:

NOEC	%	%	%
IC ₂₅	%	%	%
Control percent survival	%	%	%
Other (describe)			

m. Quality Control/Quality Assurance.

Is reference toxicant data available?			
Was reference toxicant test within acceptable bounds?			
What date was reference toxicant test run (MM/DD/YYYY)?			
Other (describe)			

E.3. Toxicity Reduction Evaluation. Is the treatment works involved in a Toxicity Reduction Evaluation?

___ Yes ___ No If yes, describe: _____

E.4. Summary of Submitted Biomonitoring Test Information. If you have submitted biomonitoring test information, or information regarding the cause of toxicity, within the past four and one-half years, provide the dates the information was submitted to the permitting authority and a summary of the results.

Date submitted: _____ (MM/DD/YYYY)

Summary of results: (see instructions)

**END OF PART E.
 REFER TO THE APPLICATION OVERVIEW TO DETERMINE WHICH OTHER PARTS OF FORM
 2A YOU MUST COMPLETE.**

FACILITY NAME AND PERMIT NUMBER:
Arkansas Department of Corrections - North Central Unit AR0044016

Form Approved 1/14/99
OMB Number 2040-0086

SUPPLEMENTAL APPLICATION INFORMATION

PART F. INDUSTRIAL USER DISCHARGES AND RCRA/CERCLA WASTES

All treatment works receiving discharges from significant industrial users or which receive RCRA, CERCLA, or other remedial wastes must complete Part F.

GENERAL INFORMATION:

F.1. **Pretreatment Program.** Does the treatment works have, or is it subject to, an approved pretreatment program?

Yes No

F.2. **Number of Significant Industrial Users (SIUs) and Categorical Industrial Users (CIUs).** Provide the number of each of the following types of industrial users that discharge to the treatment works.

a. Number of non-categorical SIUs. _____

b. Number of CIUs. _____

SIGNIFICANT INDUSTRIAL USER INFORMATION:

Supply the following information for each SIU. If more than one SIU discharges to the treatment works, copy questions F.3 through F.8 and provide the information requested for each SIU.

F.3. **Significant Industrial User Information.** Provide the name and address of each SIU discharging to the treatment works. Submit additional pages as necessary.

Name: _____

Mailing Address: _____

F.4. **Industrial Processes.** Describe all of the industrial processes that affect or contribute to the SIU's discharge.

F.5. **Principal Product(s) and Raw Material(s).** Describe all of the principal processes and raw materials that affect or contribute to the SIU's discharge.

Principal product(s): _____

Raw material(s): _____

F.6. **Flow Rate.**

a. **Process wastewater flow rate.** Indicate the average daily volume of process wastewater discharged into the collection system in gallons per day (gpd) and whether the discharge is continuous or intermittent.

_____ gpd (continuous or intermittent)

b. **Non-process wastewater flow rate.** Indicate the average daily volume of non-process wastewater flow discharged into the collection system in gallons per day (gpd) and whether the discharge is continuous or intermittent.

_____ gpd (continuous or intermittent)

F.7. **Pretreatment Standards.** Indicate whether the SIU is subject to the following:

a. Local limits Yes No

b. Categorical pretreatment standards Yes No

If subject to categorical pretreatment standards, which category and subcategory?

FACILITY NAME AND PERMIT NUMBER:
Arkansas Department of Corrections - North Central Unit AR0044016

Form Approved 1/14/99
OMB Number 2040-0086

F.8. Problems at the Treatment Works Attributed to Waste Discharged by the SIU. Has the SIU caused or contributed to any problems (e.g., upsets, interference) at the treatment works in the past three years?

Yes No If yes, describe each episode.

RCRA HAZARDOUS WASTE RECEIVED BY TRUCK, RAIL, OR DEDICATED PIPELINE:

F.9. RCRA Waste. Does the treatment works receive or has it in the past three years received RCRA hazardous waste by truck, rail, or dedicated pipe? Yes No (go to F.12.)

F.10. Waste Transport. Method by which RCRA waste is received (check all that apply):

Truck Rail Dedicated Pipe

F.11. Waste Description. Give EPA hazardous waste number and amount (volume or mass, specify units).

<u>EPA Hazardous Waste Number</u>	<u>Amount</u>	<u>Units</u>
_____	_____	_____
_____	_____	_____
_____	_____	_____

CERCLA (SUPERFUND) WASTEWATER, RCRA REMEDIATION/CORRECTIVE ACTION WASTEWATER, AND OTHER REMEDIAL ACTIVITY WASTEWATER:

F.12. Remediation Waste. Does the treatment works currently (or has it been notified that it will) receive waste from remedial activities?

Yes (complete F.13 through F.15.) No

Provide a list of sites and the requested information (F.13 - F.15.) for each current and future site.

F.13. Waste Origin. Describe the site and type of facility at which the CERCLA/RCRA/ or other remedial waste originates (or is expected to originate in the next five years).

F.14. Pollutants. List the hazardous constituents that are received (or are expected to be received). Include data on volume and concentration, if known. (Attach additional sheets if necessary).

F.15. Waste Treatment.

a. Is this waste treated (or will it be treated) prior to entering the treatment works?

Yes No

If yes, describe the treatment (provide information about the removal efficiency):

b. Is the discharge (or will the discharge be) continuous or intermittent?

Continuous Intermittent If intermittent, describe discharge schedule.

**END OF PART F.
REFER TO THE APPLICATION OVERVIEW TO DETERMINE WHICH OTHER PARTS OF FORM 2A YOU MUST COMPLETE**

SUPPLEMENTAL APPLICATION INFORMATION

PART G. COMBINED SEWER SYSTEMS

If the treatment works has a combined sewer system, complete Part G.

G.1. System Map. Provide a map indicating the following: (may be included with Basic Application Information)

- a. All CSO discharge points.
- b. Sensitive use areas potentially affected by CSOs (e.g., beaches, drinking water supplies, shellfish beds, sensitive aquatic ecosystems, and outstanding natural resource waters).
- c. Waters that support threatened and endangered species potentially affected by CSOs.

G.2. System Diagram. Provide a diagram, either in the map provided in G.1. or on a separate drawing, of the combined sewer collection system that includes the following information:

- a. Locations of major sewer trunk lines, both combined and separate sanitary.
- b. Locations of points where separate sanitary sewers feed into the combined sewer system.
- c. Locations of in-line and off-line storage structures.
- d. Locations of flow-regulating devices.
- e. Locations of pump stations.

CSO OUTFALLS:

Complete questions G.3 through G.6 once for each CSO discharge point.

G.3. Description of Outfall.

- a. Outfall number _____
- b. Location _____
(City or town, if applicable) (Zip Code)

(County) (State)

(Latitude) (Longitude)
- c. Distance from shore (if applicable) _____ ft.
- d. Depth below surface (if applicable) _____ ft.
- e. Which of the following were monitored during the last year for this CSO?
____ Rainfall ____ CSO pollutant concentrations ____ CSO frequency
____ CSO flow volume ____ Receiving water quality
- f. How many storm events were monitored during the last year? _____

G.4. CSO Events.

- a. Give the number of CSO events in the last year.
_____ events (____ actual or ____ approx.)
- b. Give the average duration per CSO event.
_____ hours (____ actual or ____ approx.)

FACILITY NAME AND PERMIT NUMBER:
Arkansas Department of Corrections - North Central Unit AR0044016

Form Approved 1/14/99
OMB Number 2040-0086

- c. Give the average volume per CSO event.
_____ million gallons (____ actual or ____ approx.)
- d. Give the minimum rainfall that caused a CSO event in the last year.
_____ inches of rainfall

G.5. Description of Receiving Waters.

- a. Name of receiving water: _____
- b. Name of watershed/river/stream system: _____

United States Soil Conservation Service 14-digit watershed code (if known): _____
- c. Name of State Management/River Basin: _____

United States Geological Survey 8-digit hydrologic cataloging unit code (if known): _____

G.6. CSO Operations.

Describe any known water quality impacts on the receiving water caused by this CSO (e.g., permanent or intermittent beach closings, permanent or intermittent shell fish bed closings, fish kills, fish advisories, other recreational loss, or violation of any applicable State water quality standard).

**END OF PART G.
REFER TO THE APPLICATION OVERVIEW TO DETERMINE WHICH OTHER PARTS OF FORM
2A YOU MUST COMPLETE.**